
1. NAME OF THE MEDICINAL PRODUCT

Beriate®
Human Coagulation Factor VIII 250 IU
Human Coagulation Factor VIII 500 IU
Powder and solvent for solution for injection or infusion

2. QUALITATIVE AND QUANTITATIVE COMPOSITION

One vial contains nominally:
250/500 IU human coagulation factor VIII (FVIII).
After reconstitution with 2.5/5 ml Beriate 250/500 contains 100 IU/ml factor VIII.
The potency (IU) is determined using the European Pharmacopoeia chromogenic assay. The mean specific activity of Beriate is approximately 400 IU/mg protein.

Excipient with known effect:
Sodium approximately 100 mmol/l (2.3 mg/ml).

For the full list of excipients, see section 6.1.

3. PHARMACEUTICAL FORM

Powder and solvent for solution for injection or infusion.
White powder and clear, colourless solvent for solution for injection/infusion.

4. CLINICAL PARTICULARS

4.1 Therapeutic indications

Treatment and prophylaxis of bleeding in patients with haemophilia A (congenital factor VIII deficiency).

4.2 Posology and method of administration

Treatment should be initiated under the supervision of a physician experienced in the treatment of haemophilia.

Posology

The dosage and duration of the substitution therapy depend on the severity of the factor VIII deficiency, on the location and extent of the bleeding and on the patient's clinical condition.

The number of units of factor VIII administered is expressed in International Units (IU), which are related to the current WHO standard for factor VIII products. Factor VIII activity in plasma is expressed either as a percentage (relative to normal human plasma) or in IU (relative to an International Standard for factor VIII in plasma).

One IU of factor VIII activity is equivalent to that quantity of factor VIII in one ml of normal human plasma.

On demand treatment

The calculation of the required dosage of factor VIII is based on the empirical finding that 1 IU factor VIII per kg body weight raises the plasma factor VIII activity by about 2 % (2 IU/dl) of normal activity. The required dosage is determined using the following formula:

Required units = body weight [kg] x desired factor VIII rise [% or IU/dl] x 0.5.

The amount to be administered and the frequency of administration should always be oriented to the clinical effectiveness in the individual case.

In the case of the following haemorrhagic events, the factor VIII activity should not fall below the given plasma activity level (in % of normal or IU/dl) in the corresponding period. The following table can be used to guide dosing in bleeding episodes and surgery:

| Degree of haemorrhage/ Type of surgical procedure | Factor VIII level required (% or IU/dl) | Frequency of doses (hours)/ Duration of therapy (days) |
|--|--|--|
| Haemorrhage | | |
| Early haemarthrosis, muscle bleeding or oral bleeding | 20 - 40 | Repeat infusion every 12 to 24 hours. At least 1 day, until the bleeding episode as indicated by pain is resolved or healing is achieved. |
| More extensive haemarthrosis, muscle bleeding or haematoma | 30 - 60 | Repeat infusion every 12 to 24 hours for 3 to 4 days or more until pain and acute disability are resolved. |
| Life-threatening haemorrhages | 60 - 100 | Repeat infusion every 8 to 24 hours until threat is resolved. |
| Surgery | | |
| Minor including tooth extraction | 30 - 60 | Every 24 hours, at least 1 day, until healing is achieved. |
| Major | 80 - 100 (pre- and postoperative) | Repeat infusion every 8 to 24 hours until adequate wound healing, then therapy for at least another 7 days to maintain a factor VIII activity of 30% to 60% (IU/dl). |

Prophylaxis

For long term prophylaxis against bleeding in patients with severe haemophilia A, the usual doses are 20 to 40 IU of factor VIII per kg body weight at intervals of 2 to 3 days. In some cases, especially in younger patients, shorter dosage intervals or higher doses may be necessary.

During the course of treatment, appropriate determination of factor VIII levels is advised to guide the dose to be administered and the frequency of repeated infusions. In the case of major surgical interventions in particular, a precise monitoring of the substitution therapy by means of coagulation analysis (plasma factor VIII activity) is indispensable. Individual patients may vary in their response to factor VIII, achieving different levels of in vivo recovery and demonstrating different half-lives.

Patients should be monitored for the development of factor VIII inhibitors.
See also section 4.4.

Previously untreated patients

The safety and efficacy of Beriate in previously untreated patients have not yet been established.

Paediatric population

Dosing in children is based on body weight and is therefore generally based on the same guidelines as for adults. The frequency of administration should always be oriented to the clinical effectiveness in the individual case. Some experience from treatment of children less than 6 years exists (see section 5.1).

Method of administration

For intravenous use.

Reconstitute the product as described in section 6.6.

The preparation should be warmed to room or body temperature before administration. Inject or infuse slowly intravenously at a rate which the patient finds comfortable. The injection or infusion rate should not exceed 2 ml per minute.

Observe the patient for any immediate reaction. If any reaction takes place that might be related to the administration of Beriate, the rate of infusion should be decreased or the infusion stopped, as required by the clinical condition of the patient (see also section 4.4).

4.3 Contraindications

Hypersensitivity to the active substance or to any of the excipients listed in section 6.1.

4.4 Warnings and precautions for use

Hypersensitivity

Allergic type hypersensitivity reactions are possible. If symptoms of hypersensitivity occur, patients should be advised to discontinue use of the medicinal product immediately and

contact their physician. Patients should be informed of the early signs of hypersensitivity reactions including hives, generalised urticaria, tightness of the chest, wheezing, hypotension and anaphylaxis. In case of shock, the current medical standards for shock treatment should be implemented.

Inhibitors

The formation of neutralising antibodies (inhibitors) to factor VIII is a known complication in the management of individuals with haemophilia A. These inhibitors are usually IgG immunoglobulins directed against the factor VIII procoagulant activity, which are quantified in Bethesda Units (BU) per ml of plasma using the modified assay. The risk of developing inhibitors is correlated to the exposure to factor VIII, this risk being highest within the first 20 exposure days. Rarely, inhibitors may develop after the first 100 exposure days.

Cases of recurrent inhibitor (low titre) have been observed after switching from one factor VIII product to another in previously treated patients with more than 100 exposure days who have a previous history of inhibitor development. Therefore, it is recommended to monitor all patients carefully for inhibitor occurrence following any product switch.

In general, all patients treated with human coagulation factor VIII should be carefully monitored for the development of inhibitors by appropriate clinical observations and laboratory tests. If the expected factor VIII activity plasma levels are not attained, or if bleeding is not controlled with an appropriate dose, testing for FVIII inhibitor presence should be performed. In patients with high levels of inhibitor, factor VIII therapy may not be effective and other therapeutic options should be considered. The management of such patients should be directed by physicians with experience in the care of haemophilia A patients and those with factor VIII inhibitors. See also section 4.8 .

Beriate contains up to 28 mg sodium per 1000 IU. To be taken into consideration by patients on a controlled sodium diet.

Cardiovascular events

In patients with existing cardiovascular risk factors, substitution therapy with FVIII may increase the cardiovascular risk.

Virus safety

Standard measures to prevent infections resulting from the use of medicinal products prepared from human blood or plasma include selection of donors, screening of individual donations and plasma pools for specific markers of infection and the inclusion of effective manufacturing steps for the inactivation/removal of viruses. Despite this, when medicinal products prepared from human blood or plasma are administered, the possibility of transmitting infective agents cannot be totally excluded. This also applies to unknown or emerging viruses and other pathogens.

The measures taken are considered effective for enveloped viruses such as human immunodeficiency virus (HIV), hepatitis B virus (HBV) and hepatitis C virus (HCV) and for the non-enveloped viruses hepatitis A (HAV) and parvovirus B19.

Appropriate vaccination (hepatitis A and hepatitis B) should be generally considered for patients in regular/repeated receipt of human plasma-derived factor VIII products.

It is strongly recommended that every time that Beriate is administered to a patient, the name and batch number of the product are recorded in order to maintain a link between the patient and the batch of the product.

Paediatric population

The listed warnings and precautions apply both to adults and children.

4.5 Interaction with other medicinal products and other forms of interaction

No interactions of human coagulation factor VIII products with other medicinal products have been reported.

4.6 Fertility, pregnancy and lactation

Animal reproduction studies have not been conducted with factor VIII.

Pregnancy and breastfeeding

Based on the rare occurrence of haemophilia A in women, experience regarding the use of factor VIII during pregnancy and breastfeeding is not available.

Therefore, factor VIII should be used during pregnancy and breastfeeding only if clearly indicated.

Fertility

There are no data on fertility available.

4.7 Effects on ability to drive and use machines

Beriate has no influence on the ability to drive and use machines.

4.8 Undesirable effects

Summary of the safety profile

Hypersensitivity or allergic reactions (which may include angioedema, burning and stinging at the infusion site, chills, flushing, generalised urticaria, headache, hives, hypotension, lethargy, nausea, restlessness, tachycardia, tightness of the chest, tingling, vomiting, wheezing) have been observed very rarely, and may in some cases progress to severe anaphylaxis (including shock).

Patients with haemophilia A may very rarely develop neutralising antibodies (inhibitors) to factor VIII. If such inhibitors occur, the condition will manifest itself as an insufficient clinical response. In such cases, it is recommended that a specialised haemophilia centre be contacted.

Tabulated list of adverse reactions

The following adverse reactions are based on postmarketing experience as well as scientific literature.

The table presented below is according to the MedDRA system organ classification.

Frequencies have been evaluated according to the following convention: Very common ($\geq 1/10$); common ($\geq 1/100$ to $< 1/10$); uncommon ($\geq 1/1,000$ to $< 1/100$); rare ($\geq 1/10,000$ to $< 1/1,000$); very rare ($< 1/10,000$), not known (cannot be estimated from the available data).

| MedDRA SOC | Adverse Reaction | Frequency |
|--|---------------------------------------|------------------|
| Blood and Lymphatic System Disorders | FVIII inhibition | Very rare |
| General Disorders and Administration Site Conditions | Fever | Very rare |
| Immune System Disorders | Hypersensitivity (allergic reactions) | Very rare |

For information on viral safety, see section 4.4.

Paediatric Population

Frequency, type and severity of adverse reactions in children are expected to be the same as in adults.

Reporting of suspected adverse reactions

Reporting suspected adverse reactions after authorisation of the medicinal product is important. It allows continued monitoring of the benefit/risk balance of the medicinal product. Healthcare professionals are asked to report any suspected adverse reactions.

4.9 Overdose

No symptoms of overdose with human coagulation factor VIII are known so far.

5. PHARMACOLOGICAL PROPERTIES

5.1 Pharmacodynamic properties

Pharmacotherapeutic group: antihemorrhagics: blood coagulation factor VIII

ATC code: B02BD02

The factor VIII/von Willebrand factor complex consists of two molecules (factor VIII and von Willebrand factor) with different physiological functions.

When infused into a hemophilic patient, factor VIII binds to von Willebrand factor in the patient's circulation.

Activated factor VIII acts as a cofactor for activated factor IX accelerating the conversion of factor X to activated factor X. Activated factor X converts prothrombin into thrombin. Thrombin then converts fibrinogen into fibrin and a clot can be formed.

Haemophilia A is a sex-linked hereditary disorder of blood coagulation due to decreased levels of factor VIII:C and results in profuse bleeding into joints, muscles or internal organs, either spontaneously or as result of accidental or surgical trauma. By replacement therapy the plasma levels of factor VIII are increased, thereby enabling a temporary correction of the factor deficiency and correction of the bleeding tendencies.

In addition to its role as a factor VIII protecting protein, von Willebrand mediates platelet adhesion to sites of vascular injury and plays a role in platelet aggregation.

Data on treatment of 16 children less than 6 years of age are available and the clinical efficacy and safety results obtained were in line with the experience in older patients.

5.2 Pharmacokinetic properties

Following intravenous administration, factor VIII activity decreases mono- or biexponentially. The terminal half-life varies between 5 and 22 hours with a mean value of approximately 12 hours. The increase in factor VIII activity following administration of 1 IU factor VIII/kg bodyweight (incremental recovery) was approximately 2% with interindividual variability (1.5 to 3%). The mean residence time (MRT) was found to be 17 hours (standard deviation 5.5 hours), the mean area under the data completed by extrapolation (AUC) was 0.4 h x kg/ml (standard deviation 0.2), the mean clearance 3 ml/h/kg (standard deviation 1.5 ml/h/kg).

Paediatric population

Limited pharmacokinetic data are available in the paediatric population.

5.3 Preclinical safety data

General toxicity

Toxicological studies with repeated dosage have not been performed due to development of antibodies against heterologous protein.

Even doses of several times the recommended human dosage per kilogram body weight show no toxic effects on laboratory animals.

The tests of the heat-treated factor VIII preparation with polyclonal precipitating antibodies (rabbit) in the Ouchterlony assay and in the passive cutaneous anaphylaxis test in the guinea pig did not show changed immunological reactions, compared with untreated protein.

Mutagenicity

Since clinical experience provides no hint for tumorigenic and mutagenic effects of human plasma coagulation factor VIII, experimental studies, particularly in heterologous species, are not considered meaningful.

6. PHARMACEUTICAL PARTICULARS

6.1 List of excipients

Glycine, Calcium chloride, Sodium hydroxide (in small amounts) for pH adjustment, Sucrose, Sodium chloride

Supplied solvent: Water for injections 2.5 ml, 5 ml and 10 ml respectively.

6.2 Incompatibilities

This medicinal product must not be mixed with other medicinal products, solvents and diluents except those mentioned in section 6.1.

6.3 Shelf life

3 years.

Chemical and physical in-use stability of the reconstituted product has been demonstrated for 8 hours at 25 °C. From a microbiological point of view the product should be used immediately. If it is not administered immediately, storage in the vial shall not exceed 8 hours at room temperature. Once transferred into the syringe, the product should be used immediately (see also section 6.6).

6.4 Special precautions for storage

Store in a refrigerator (2°C – 8°C). Do not freeze. Keep the container in the outer carton in order to protect from light.

Within the shelf-life, Beriate may be stored at up to 25 °C, not to exceed a cumulative storage period of 1 month. The single room temperature periods should be documented to comply with the overall 1 month period.

DO NOT expose the vials to direct heat. The vials must not be heated above body temperature (37°C).

6.5 Nature and content of container

Immediate containers

Injection vial of colourless glass, (250 IU and 500 IU: Type I), sealed under vacuum with rubber stopper, aluminium cap and plastic disc.

Presentations:

Pack with 250 IU containing:

- 1 vial with powder
- 1 vial with 2.5 ml water for injections
- 1 filter transfer device 20/20

Pack with 500 IU containing:

- 1 vial with powder
- 1 vial with 5 ml water for injections
- 1 filter transfer device 20/20

6.6 Special precautions for disposal and other handling

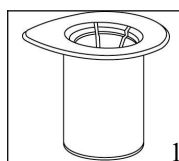
Method of administration

General instructions

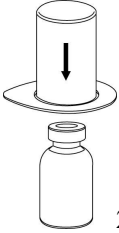
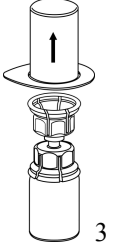
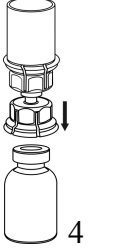
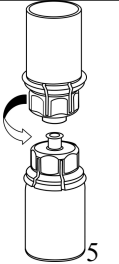

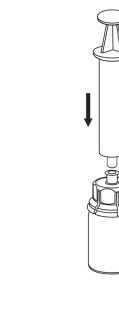
- The solution should be clear or slightly opalescent. Occasionally, a few flakes or particles may appear in the vial. The filter included in the Mix2Vial removes these particles. This filtration does not affect dosage calculations. After filtering and withdrawal (see below) of the reconstituted product into the syringe, the product in the syringe should be inspected visually for particulate matter and discoloration prior to administration. Do not use solutions which are cloudy or contain residues while in the syringe (deposits/particles).
- Once the product is transferred into the syringe, it should be used immediately. Do **not** store the product in the syringe
- Reconstitution and withdrawal must be carried out under aseptic conditions.

Reconstitution

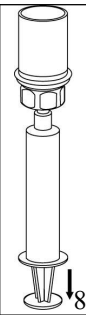
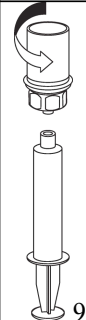
Bring the solvent to room temperature. Ensure product and solvent vial flip caps are removed and the stoppers are treated with an antiseptic solution and allowed to dry prior to opening the Mix2Vial package.



1. Open the Mix2Vial package by peeling off the lid. Do **not** remove the Mix2Vial from the blister package!

| | |
|--|--|
|  <p>2</p> | <p>2. Place the solvent vial on an even, clean surface and hold the vial tight. Take the Mix2Vial together with the blister package and push the spike of the blue adapter end straight down through the solvent vial stopper.</p> |
|  <p>3</p> | <p>3. Carefully remove the blister package from the Mix2Vial set by holding at the rim, and pulling vertically upwards. Make sure that you only pull away the blister package and not the Mix2Vial set.</p> |
|  <p>4</p> | <p>4. Place the product vial on an even and firm surface. Invert the solvent vial with the Mix2Vial set attached and push the spike of the transparent adapter end straight down through the product vial stopper. The solvent will automatically flow into the product vial.</p> |
|  <p>5</p> | <p>5. With one hand grasp the product-side of the Mix2Vial set and with the other hand grasp the solvent-side and unscrew counterclockwise the set carefully into two pieces. Discard the solvent vial with the blue Mix2Vial adapter attached.</p> |
|  <p>6</p> | <p>6. Gently swirl the product vial with the transparent adapter attached until the substance is fully dissolved. Do not shake.</p> |
|  <p>7</p> | <p>7. Draw air into an empty, sterile syringe. While the product vial is upright, connect the syringe to the Mix2Vial's Luer Lock fitting by screwing clockwise. Inject air into the product vial.</p> |

Withdrawal and application:

| | |
|---|--|
|  | 8. While keeping the syringe plunger pressed, turn the system upside down and draw the solution into the syringe by pulling the plunger back slowly. |
|  | 9. Now that the solution has been transferred into the syringe, firmly hold on to the barrel of the syringe (keeping the syringe plunger facing down) and disconnect the transparent Mix2Vial adapter from the syringe by unscrewing counterclockwise. |

For injection of Beriate the use of plastic disposable syringes is recommended as the ground glass surfaces of all-glass syringes tend to stick with solutions of this type.

Administer solution slowly intravenously (see section 4.2), taking care to ensure that no blood enters the syringe filled with product.

Any unused medicinal product or waste material should be disposed of in accordance with local requirements.

7. MANUFACTURER

CSL Behring GmbH
Emil-von-Behring-Str. 76
35041 Marburg
Germany

IMPORTED BY:

PT DEXA Medica
Palembang - Indonesia

8. MARKETING AUTHORISATION NUMBER(S)

DKI1894901044A1

9. DATE OF FIRST AUTHORISATION/RENEWAL OF THE AUTHORISATION
29 April 2019

10. DATE OF REVISION OF THE TEXT

Date of last revision: April 2020

HARUS DENGAN RESEP DOKTER
ON MEDICAL PRESCRIPTION ONLY

Pada proses pembuatannya bersinggungan
dengan bahan bersumber babi.